



Valve Regulated Lead-Acid Rechargeable Battery



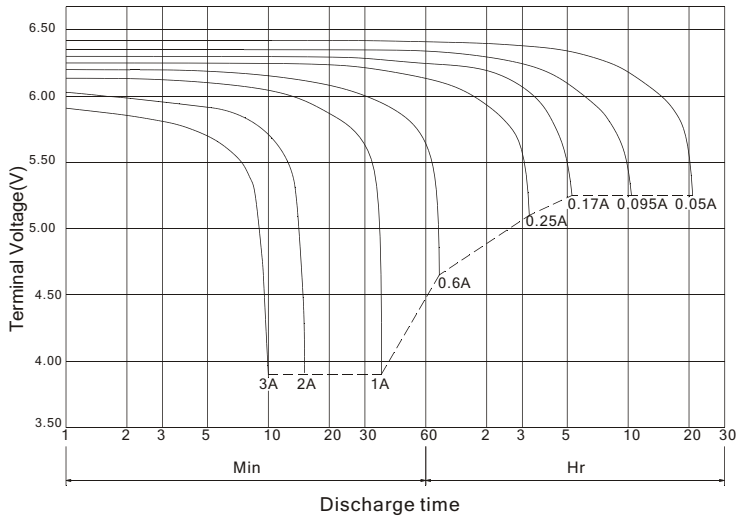
BP1.0-6

The battery is constructed by plates, separators, safety valves and container. Since the electrolyte is held by a glass-mat separator and plates, the battery can be used in any direction and position without leakage.

PERFORMANCE SPECIFICATIONS

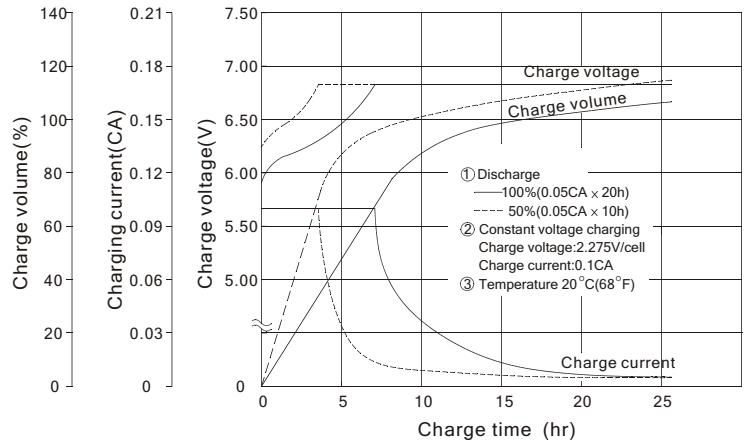
Nominal Voltage(V).....	6 volts(3cells in series)
Nominal Capacity(Ah)	
20 hour rate F.V.(1.75V/cell) (50mA to 5.25volts).....	1.0Ah
10 hour rate F.V.(1.75V/cell) (95mA to 5.25volts).....	0.95Ah
5 hour rate F.V.(1.75V/cell) (170mA to 5.25volts)	0.85Ah
1 hour rate F.V.(1.55V/cell) (600mA to 4.65volts).....	0.60Ah
Approximate Weight.....	250g(0.55lbs.)
Terminal	
Standard.....	Type T1
Internal Resistance (Fully Charged Battery).....	<65mΩ
Maximum Discharge Current For 5 sec.(A).....	15A
Maximum Charge Current(A)	0.3A
Ambient Temperature	
Charge.....	0°C(32°F)~40°C(104°F)
Discharge.....	-20°C(-4°F)~50°C(122°F)
Storage.....	-20°C(-4°F)~40°C(104°F)
Vibration test:	
Frequency: 16.7 Hz	
Amplitude: 4mm	
Vibrate the battery horizontally or vertically for 60 minutes. The battery have no abnormality.	
Case.....	ABS
Dimension(mm/inch)	
Length ±1.5mm.....	51/2.01
Width ±1.5mm.....	42/1.65
Container Height ±1.5mm.....	51/2.01
Total Height ±2mm.....	56/2.20
Application.....	Security,Medical,Lojack.

BP1.0-6 Battery discharge characteristics (25°C/77°F)



Battery Charging Characteristics

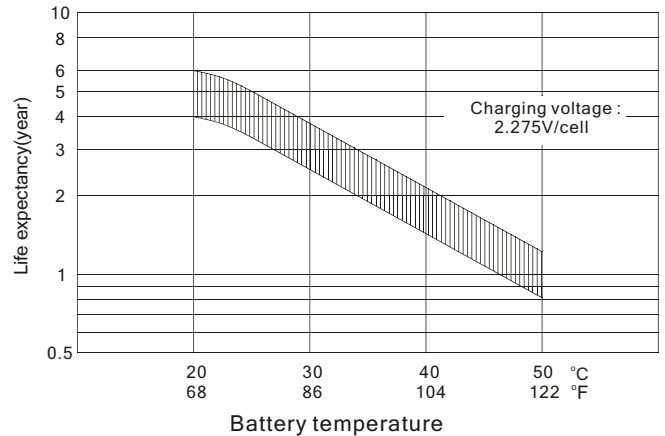
(Typical example of the charge characteristic for the standby use)



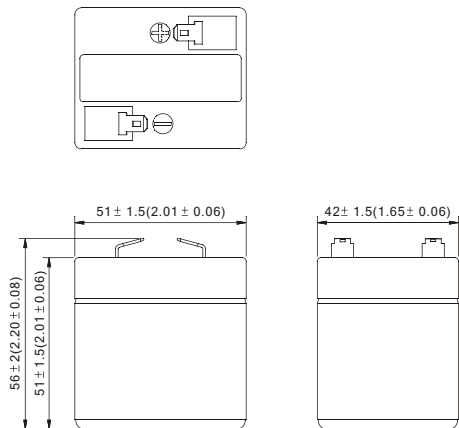
Charging Procedure

Application	Charging method	Charging Voltage at 20°C (V/cell)	Temperature compensation coefficient of charging voltage (mV/°C/cell)	Max. charging current (CA)	Charging time 0.1CA, 20°C (h)		Temp (°C)
					100% discharge	50% discharge	
For standby power Source	Constant voltage & Constant current charging (with current restriction)	2.25~2.30	-3	0.3	24	20	0~40 (32~104°F)
For cycle service		2.40~2.50	-4	0.3	16	10	

Effect of temperature on long term float life

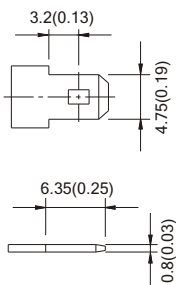


OUTER DIMENSIONS



TERMINAL TYPE mm(inch)

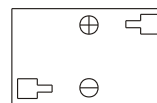
Terminal T1



Constant power discharge characteristics at 25°C/77°F

Final Voltage	Discharge time								
	5Min	10Min	15Min	30Min	1Hr	3Hr	5Hr	10Hr	20Hr
5.40V	18.1	13.3	10.7	6.3	3.64	1.46	1.00	0.56	0.29
5.25V	20.9	14.4	11.2	6.6	3.75	1.49	1.02	0.57	0.30
5.10V	22.2	14.9	11.5	6.7	3.82	1.50	1.03	0.57	0.30
4.95V	23.2	15.3	11.8	6.8	3.86	1.51	1.03	0.57	0.30
4.80V	24.0	15.6	12.0	6.9	3.90	1.52	1.03	0.57	0.30

TERMINAL POSITION



B.B. BATTERY CO., LTD.

Web Site: <http://www.bb-battery.com>

USA:
B&B BATTERY(USA) INC.
6415 RANDOLPH ST.COMMERCE,
CA,90040 U.S.A.
TEL:1-323-278-1900.1-800-278-8599
FAX:1-323-278-1268
E-Mail:sales@bb-battery.com

EUROPE:
B&B BATTERY(EUROPE) B.V.
3 WIJNGAARDVELD, 9300 AALST,BELGIUM
TEL:(00)32-53781567
FAX:(00)32-53781567
E-Mail:hansdevriese@bb-battery.com

CHINA FACTORY:
B.B. BATTERY CO., LTD.
CHENG DONG TRIAL AREA,HUANG GANG,
RAOPING, GUANG DONG,CHINA,515700
TEL:86-768-7601001-2
FAX:86-768-7601469
E-Mail:maggy@bb-battery.com

HONG KONG:
NATIONAL TRADING LTD.
TEL:852-2301-3800
FAX:852-2739-1182
E-Mail:bbhk@hkstar.com

JAPAN:
B&B BATTERY(JAPAN) CO., LTD.
1375-11 NARAHARA-MACHI,HACHIOJI,
TOKYO 193-0803,JAPAN.
TEL:81-426-25-6375
FAX:81-426-25-6375
E-Mail:miyata@bb-battery.com

TAIWAN:
B.B. BATTERY(TAIWAN) CO., LTD.
TEL:886-6-502-5150
FAX:886-6-589-8087
E-Mail:maggy@bb-battery.com

